

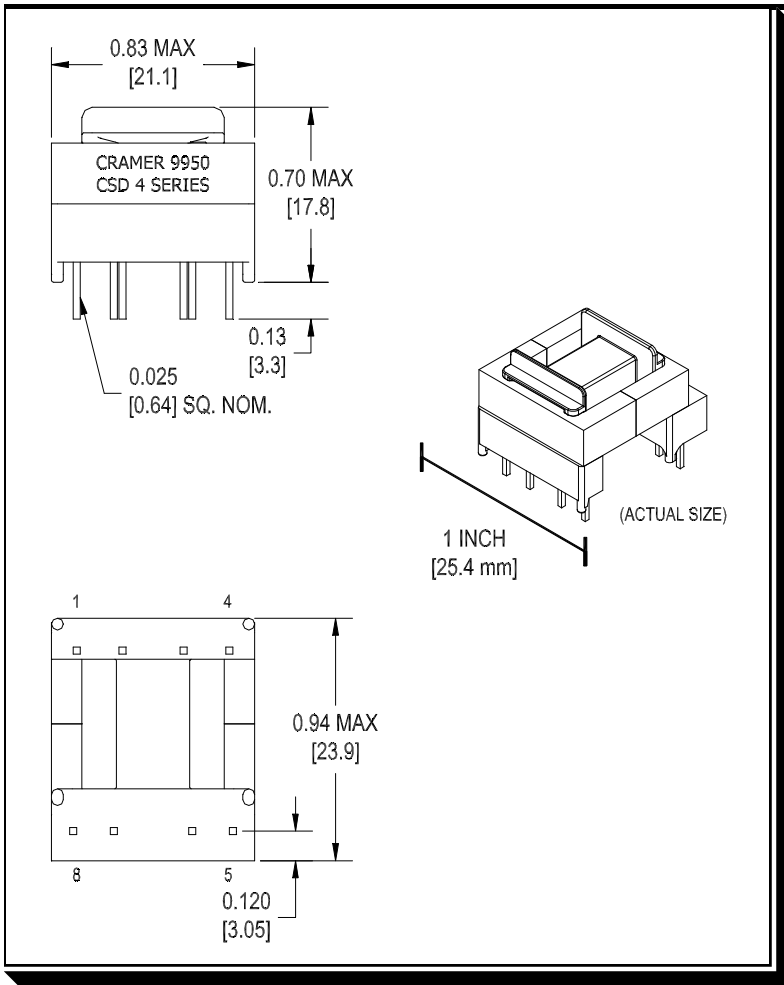
# CSD 4

**PLATFORM**  **FEATURES**

- \* Efficient, Economical
- \* Frequencies up to 500kHz
- \* Industry Standard Footprint
- \* 3,750 VRMS Isolation
- \* VDE, IEC, UL, CSA Compatible
- \* UL Class 130(B) Insulation<sup>(1)</sup>
- \* Custom Versions Available

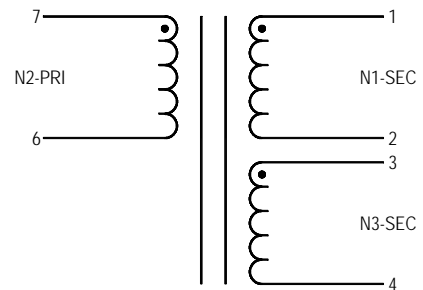
**Samples Available on Request**

techsales@cramercoil.com  
(262) 268-2150 (Inside Sales)  
(262) 268-4100 (FAX)

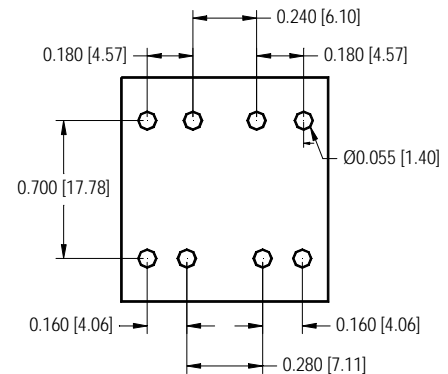


Notes:  
Dimensions: inches [millimeters] (entire page)

**WINDING SCHEMATIC**



**SUGGESTED PCB LAYOUT<sup>(2)</sup>**



Note:  
Unless otherwise specified, tolerances are  
x.xxx = 0.003 [0.08]

<b>CSD 4 - Series</b>				
<b>Part Number:</b>	<b>4-050</b>	<b>4-100</b>	<b>4-150</b>	<b>4-200</b>
Turns Ratio	2:1:1	1:1:1	1:1.5:1.5	1:2:2
L (mH)	1.00	1.00	1.00	1.00
LL (µH)	4.00	4.00	4.00	4.00
CC (pF)	40	40	40	40
CC (pF)	40	40	40	40
Rp (ohms)	0.30	0.30	0.30	0.30
Rs (ohms)	0.28	0.54	0.83	1.09
Rs (ohms)	0.33	0.67	1.06	1.40
Ipri (A max.)	1.25	1.25	1.25	1.25
Isec	0.75	0.75	0.75	0.75
Isec	0.75	0.75	0.75	0.75
ET Const. (Vµs)	280	280	280	280
KP <sup>(3)(4)</sup>	880	880	880	880
Hipot	3,750	3,750	3,750	3,750

(1) System designation C5; File #E110339.  
 (2) Final responsibility for the correct PCB layout resides with the user.  
 (3) To avoid saturating the transformer the peak AC flux (Bpk) must be below 0.32T.  
 (4) Calculate Bpk using  $Bpk = Et / Kp \cdot Kd$ . Where  $Et = Vpk \cdot (D/F) \cdot 10^3$ .  $Et$  = Volt Microseconds,  $Vpk$  = Peak Voltage,  $D$  = Duty Cycle (decimal),  $F$  = Frequency (kHz),  $Kd$  = 1 for Unipolar and 2 for Bipolar,  $Kp$  = from table.