

1

2

3

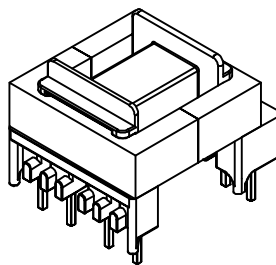
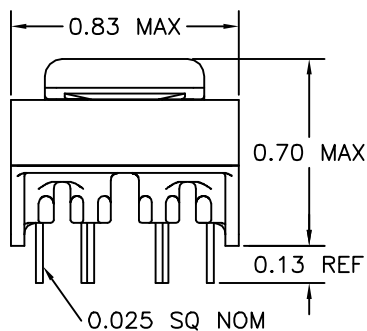
4

5

6

A

A

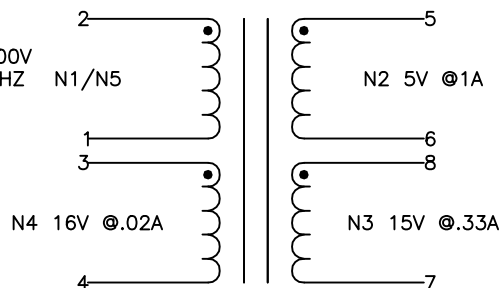
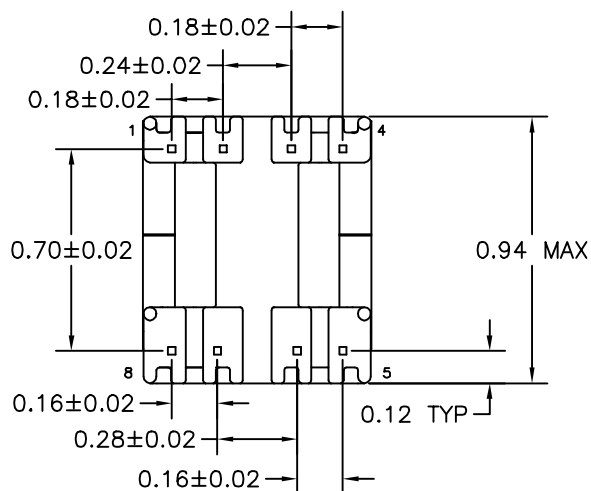


B

B

C

C



NOTE:  
POLARITY SHOWN IS FOR THE  
TRANSFORMER. FOR CORRECT  
FLYBACK OPERATION CONNECT  
B+ TO PIN 1.

D

D

E

E

#### ELECTRICAL SPECIFICATIONS

L @ 1kHz 10mA - (2-1) 2.25mH ±15%

LL @ 100kHz 10mA - (2-1) 22.9µH TYP, TOL TBD  
(WITH 3-8 SHORTED)

URNS RATIO - ±3%

N1/N5:N2 - 1:0.053

N1/N5:N3 - 1:0.153

N1/N5:N4 - 1:0.167

DCR - OHMS TYP, TOL TBD

N1/N5 - 2.92

N2 - 0.031

N3 - 0.153

N4 - 1.30

HIPOT - 5500VAC 1SEC

N1,N4,N5 TO N2,N3

NOTE:  
MEETS CONSTRUCTION FOR:  
UL 1310, 1950, 1411  
IEC 61558-1, 2-17, EN60950

H

H

REVISION		DATE	MARKINGS CRAMER EIA DATE CODE CVP 32-003	LOCATION PIN RAIL SIDE OF CORE	
O	PRELIMINARY	07/12/02			
A	RELEASED	07/16/02	DESCRIPTION 5V, 15V, 10VA VIPER 22 TRANSFORMER	TOLERANCE UNLESS OTHERWISE SPECIFIED 2 PLACE DECIMALS ±.010 3 PLACE DECIMALS ±.005 FRACTIONS ±1/64 ANGLES ±1/2°	PROPRIETARY INFORMATION PROPERTY OF CRAMER COIL & TRANSFORMER CO. DUPLICATION AND/OR DISTRIBUTION BY PERMISSION ONLY
B	UPDATED LL & DCR'S	08/05/02	CUSTOMER		
C	L WAS 1.19mH, UPDATED LL AND DCR'S	08/14/02			
D	L WAS 3.56mH, RATIOS WERE N2-.055, N3-.155, N4-.174, UPDATED LL AND DCR'S	03/26/03			
			G:\DATA\SPECS\ENG\CVP\32-003	CUSTOMER PART NUMBER	REV
			DR. NJW	DATE 07/12/02	
			APPD. JDB	DATE 07/16/02	
				CRAMER PART NUMBER CVP 32-003	REV D

1

2

3

4

5

6

J

J